



# MARITIME ADMINISTRATION

## 56 Ships of the National Defense Reserve Fleet

### READY RESERVE FORCE

#### Roll-on / Roll-off Ships (27)



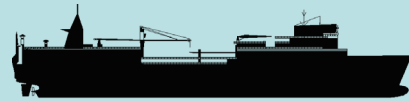
Length – 694 Feet, Beam – 92 Feet,  
Displacement – 26,537 Tons, Deadweight – 13,376 Tons  
Militarily Useful Capacity – 141,843 sq ft  
**GTS ADM WILLIAM CALLAGHAN**



Length – 696 Feet, Beam – 106 Feet,  
Displacement – 44,466 Tons, Deadweight – 28,748 Tons  
Militarily Useful Capacity – 106,941 sq ft / 717 TEU  
**CAPE K**  
**MV CAPE KENNEDY**  
**MV CAPE KNOX**



Length – 680 Feet, Beam – 97 Feet,  
Displacement – 34,617 Tons, Deadweight – 21,397 Tons  
Militarily Useful Capacity – 130,229 sq ft / 378 TEU  
**CAPE D**  
**MV CAPE DECISION**  
**MV CAPE DIAMOND**  
**MV CAPE DOMINGO**  
**MV CAPE DOUGLAS**  
**MV CAPE DUCATO**



Length – 635 Feet, Beam – 92 Feet,  
Displacement – 32,799 Tons, Deadweight – 20,640 Tons  
Militarily Useful Capacity – 91,952 sq ft / 302 TEU  
**CAPE O**  
**MV CAPE ORLANDO**




Length – 653 Feet, Beam – 94 Feet,  
Displacement – 32,516 Tons, Deadweight – 19,983 Tons  
Militarily Useful Capacity – 126,019 sq ft / 446 TEU  
**CAPE E**  
**MV CAPE EDMONT**



Length – 648 Feet, Beam – 106 Feet,  
Displacement – 35,369 Tons, Deadweight – 22,830 Tons  
Militarily Useful Capacity – 176,313 sq ft  
**CAPE R**  
**MV CAPE RACE**  
**MV CAPE RAY**  
**MV CAPE RISE**



Length – 750 Feet, Beam – 106 Feet,  
Displacement – 51,829 Tons, Deadweight – 31,929 Tons  
Militarily Useful Capacity – 169,628 sq ft / 679 TEU  
**CAPE H**  
**MV CAPE HENRY**  
**MV CAPE HORN**  
**MV CAPE HUDSON**



Length – 634 Feet, Beam – 89 Feet,  
Displacement – 24,555 Tons, Deadweight – 46,868 Tons  
Militarily Useful Capacity – 82,854 sq ft / 348 TEU  
**CAPE T**  
**MV CAPE TAYLOR**  
**MV CAPE TEXAS**  
**MV CAPE TRINITY**



Length – 685 Feet, Beam – 102 Feet,  
Displacement – 36,027 Tons, Deadweight – 19,955 Tons  
Militarily Useful Capacity – 119,019 sq ft / 345 TEU  
**CAPE I**  
**SS CAPE INSCRIPTION**  
**SS CAPE INTREPID**  
**SS CAPE ISABEL**  
**SS CAPE ISLAND**



Length – 632 Feet, Beam – 87 Feet,  
Displacement – 30,644 Tons, Deadweight – 20,063 Tons  
Militarily Useful Capacity – 131,265 sq ft  
**CAPE V**  
**MV CAPE VICTORY**  
**MV CAPE VINCENT**



Length – 697 Feet, Beam – 106 Feet,  
Displacement – 53,500 Tons, Deadweight – 33,185 Tons  
Militarily Useful Capacity – 295,958 sq ft  
**CAPE W**  
**MV CAPE WASHINGTON**  
**MV CAPE WRATH**

#### Fast Sealift Ships (8)



Length – 946 Feet, Beam – 106 Feet,  
Displacement – 54,895 Tons, Deadweight – 26,416 Tons  
Militarily Useful Capacity – 199,362 sq ft  
**SS ALTAIR**  
**SS ANTARES**  
**SS POLLUX**

Militarily Useful Capacity – 203,000 sq ft  
**SS ALGOL**  
**SS BELLATRIX**  
**SS REGULUS**

Militarily Useful Capacity – 206,963 sq ft  
**SS CAPELLA**  
**SS DENEbola**

#### Auxiliary Crane Ships (6)

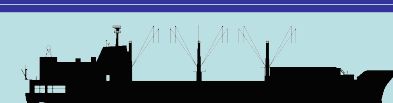


Length – 669 Feet, Beam – 76 Feet,  
Displacement – 31,500 Tons, Deadweight – 16,175 Tons  
Militarily Useful Capacity – 17,013 sq ft / 480 ammo TEUs;  
605 non-ammo TEU's  
**T-ACS 1 - SS KEYSTONE STATE**  
**T-ACS 2 - SS GEM STATE**  
**T-ACS 3 - SS GRAND CANYON STATE**



Length – 610 Feet, Beam – 78 Feet,  
Displacement – 26,670 Tons, Deadweight – 12,911 Tons  
Militarily Useful Capacity – 20,413 sq ft / 519 ammo TEUs;  
711 non-ammo TEU's  
**T-ACS 4 - SS GOPHER STATE**  
**T-ACS 5 - SS FLICKERTAIL STATE**  
**T-ACS 6 - SS CORNHUSKER STATE**

#### Aviation Maintenance Ships (2)




Length – 602 Feet, Beam – 90 Feet,  
Displacement – 27,980 Tons, Deadweight – 15,694 Tons  
**T-AVB 3 - SS WRIGHT**  
**T-AVB 4 - SS CURTISS**

#### Heavy-Lift Ships (2)



Length – 876 Feet, Beam – 106 Feet,  
Displacement – 57,290 Tons, Deadweight – 38,410 Tons  
Militarily Useful Capacity – 117,786 sq ft (Barges)  
**CAPE M**  
**SS CAPE MAY**  
**SS CAPE MOHICAN**



The Red, White and Blue Stacks

#### OPDS Tanker (1)



Length – 736 Feet, Beam – 102 Feet,  
Displacement – 62,000 Tons, Deadweight – 49,500 Tons  
**OPDS 4 - SS PETERSBURG**

### SPECIAL MISSION

#### Missile Range Instrumentation Ships (2)



Length – 393 Feet, Beam – 54 Feet,  
Displacement – 5,207 Tons, Deadweight – 1,315 Tons  
**MV PACIFIC COLLECTOR**



Length – 666 Feet, Beam – 75 Feet,  
Displacement – 27,898 Tons, Deadweight – 11,758 Tons  
**SS PACIFIC TRACKER**

#### Training Ships (8)



Length – 565 Feet, Beam – 76 Feet,  
Displacement – 22,993 Tons, Deadweight – 14,620 Tons  
**TS EMPIRE STATE**



Length – 540 Feet, Beam – 79 Feet,  
Displacement – 22,191 Tons, Deadweight – 14,897 Tons  
**TS KENNEDY**



Length – 500 Feet, Beam – 72 Feet,  
Displacement – 22,792 Tons, Deadweight – 13,499 Tons  
**TS GOLDEN BEAR**  
**TS STATE OF MAINE**



Length – 226 Feet, Beam – 43 Feet,  
Displacement – 2,298 Tons, Deadweight – 910 Tons  
**TS STATE OF MICHIGAN**



Length – 224 Feet, Beam – 43 Feet,  
Displacement – 2,285 Tons, Deadweight – 2,280 Tons  
**T/V GENERAL RUDDER**



Length – 176 Feet, Beam – 37 Feet,  
Displacement – 1,052 Tons, Deadweight – 592 Tons  
**T/V FREEDOM STAR**

